



*The National Statistics Committee of
the Kyrgyz Republic*

Express information

14 May 2019

**Main indicators of socio-economic development
of the Kyrgyz Republic in January-April 2019.**

(*mln. soms*)

	Actually	January- April 2019 to January- April 2018 ¹ in %	For reference: January- April 2018 to January- April 2017 in %	Declination (+, -), percentage points
Gross domestic product (preliminary data)	149622,6	105,7	101,1	+4,6
Including without enterprises on “Kumtor” developing	131336,1	101,6	102,5	-0,9
The volume of industrial production - total	84106,8	116,0 ²	100,6 ²	+15,4
Including without enterprises on “Kumtor” developing	44200,4	94,1 ²	110,8 ²	-16,7
Mineral extraction	4396,5	126,9 ²	112,2 ²	+14,7
Manufacturing industry	63836,9	120,6 ²	99,2 ²	+21,4
Electrical supply, giving of gas, steam and conditioned air	14964,3	95,8 ²	102,4 ²	-6,6
Water supply, purification, treatment waste and recovery of secondary raw minerals	909,1	115,6 ²	125,1 ²	-9,5
Agriculture gross output production, forestry and fishery	32362,7	101,8	100,6	+1,2
Fixed capital investments at the expense of all financing sources	27919,3	103,7	102,5	+1,2
Gross output of construction	25499,9	104,3	99,1	+5,2
Total volume of wholesale and retail trade, cars and motorcycles repairs	117361,3	104,3	105,1	-0,8
Including retail trade, except trade of cars and motorcycles	64400,0	103,6	103,1	+0,5
Hotels and restaurants services	5128,3	106,3	106,4	-0,1
The volume of cargo transportation by all types of transport, mln. tones	9462,8	102,0	102,3	-0,3
Passengers transportation by all types of transport, mln.people	221,6	102,3	102,9	-0,6
Postal and currier services	221,2	99,2	101,0	-1,8
Communication services	7170,6	95,5	92,5	+3,0

	Actually	January- April 2019 to January- April 2018¹ in %	For reference: January- April 2018 to January- April 2017 in %	Declination (+, -), percentage points
Consumer price index		99,6	102,9	-3,3
- to December 2018r.	99,6			
- to April 2018r.	99,5			
The number of registered unemployed, thsd. people	81,2	129,0	104,4	+24,6
Monthly average nominal wages of one employee ³ , soms	15716	104,1	106,3	-2,2
Foreign trade turnover ⁴	1533,3	96,7	125,5	-28,8
From them member states of the EAEU	509,5	96,5	110,4	-13,9
Export ⁴ , mln. US dollars	434,4	113,7	95,7	+18,0
From them member states of the EAEU	114,2	81,3	107,9	-26,6
Import ⁴ , mln. US dollars	1098,9	91,3	139,3	-48,0
From them member states of the EAEU	395,3	101,9	111,3	-9,4

¹ Some indicators are updated.

² Index of physical volume.

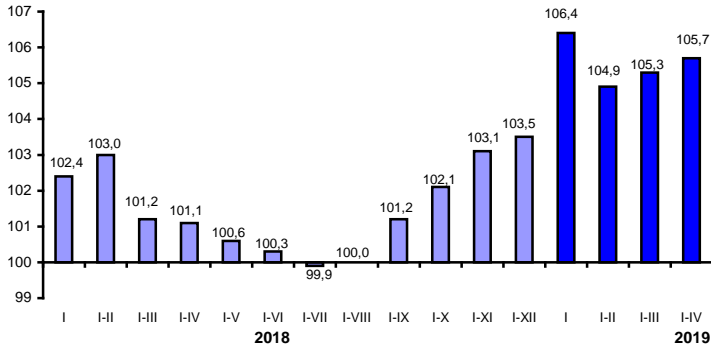
³ January-March 2019. Without small enterprises.

⁴ January- March 2019. (preliminary data).

Changing of main indicators of socio-economic development of the Kyrgyz Republic

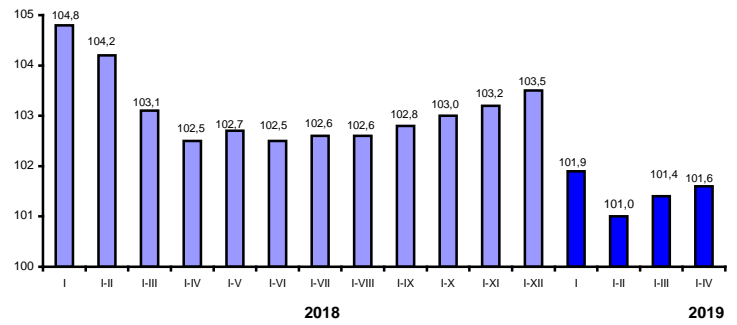
Gross domestic product

(as a percentage of the corresponding period of the previous year)



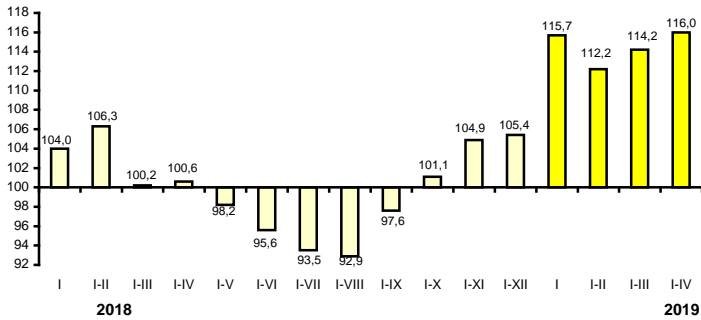
Gross domestic product without enterprises on "Kumtor" developing

(as a percentage of the corresponding period of the previous year)



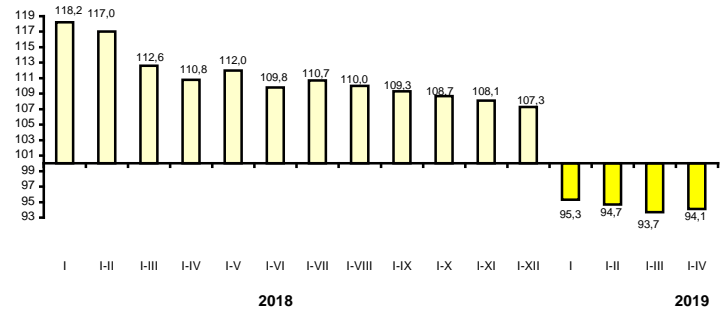
Industrial production

(as a percentage of the corresponding period of the previous year)



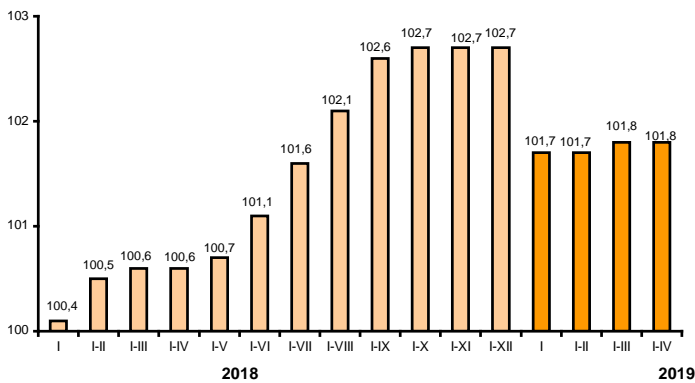
Industrial production without enterprises on "Kumtor" developing

(as a percentage of the corresponding period of the previous year)



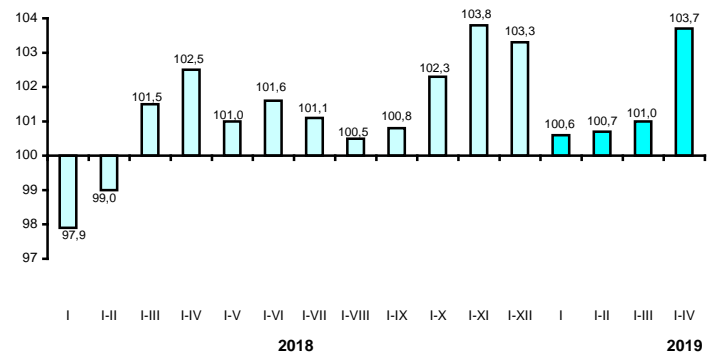
Agriculture gross output production

(as a percentage of the corresponding period of the previous year)



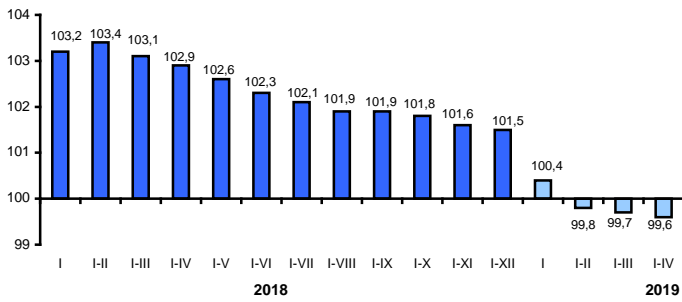
Fixed capital investments

(as a percentage of the corresponding period of the previous year)

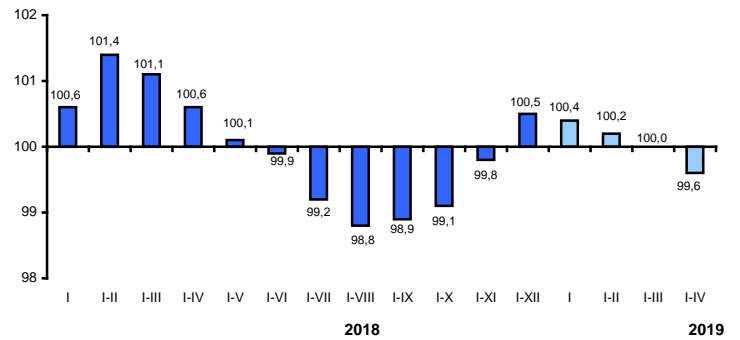


Consumer price index

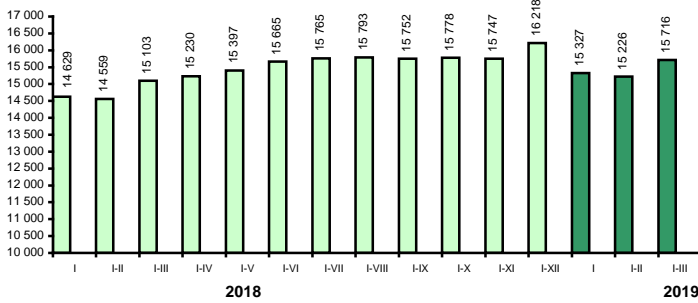
(as a percentage of the corresponding period previous year)



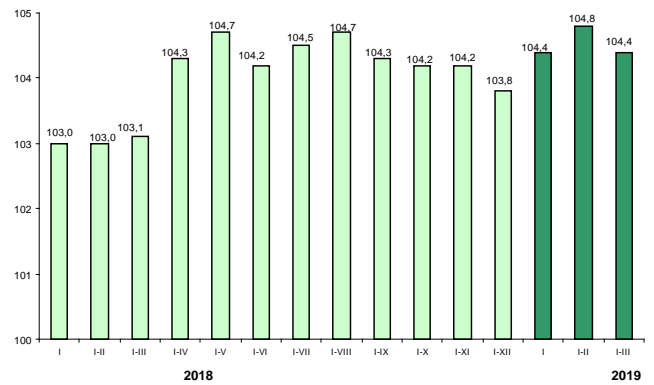
(as a percentage to Decembr of the previous year)



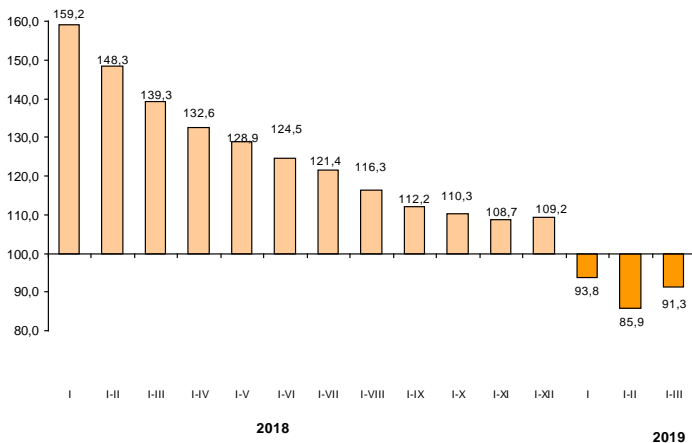
Monthly average nominal wages (soms)



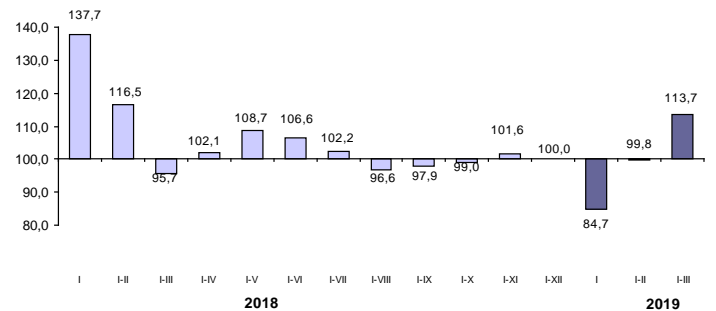
Monthly average real wages (as a percentage of the corresponding period of the previous year)



Volume of import (as a percentage of the corresponding period of the previous year)



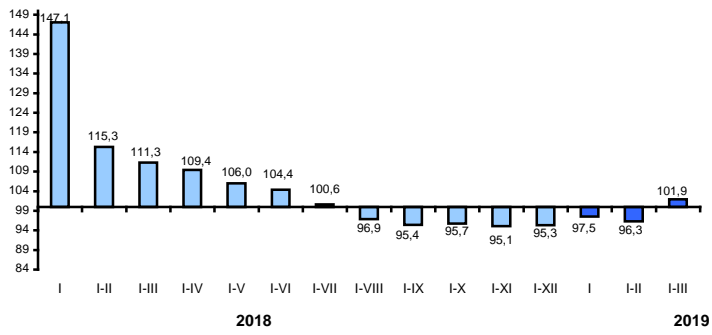
Volume of export (as a percentage of the corresponding period of the previous year)



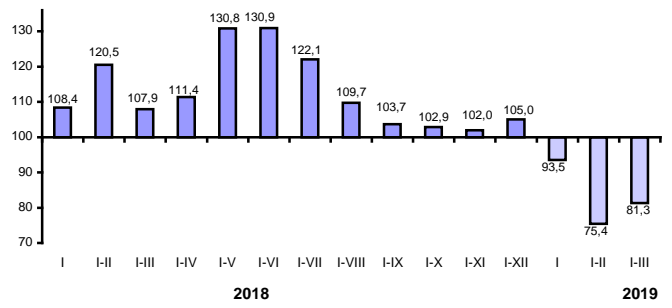
Import from them member states of the EAEU

Export from them member states of the EAEU

(as a percentage of the corresponding period of the previous year)

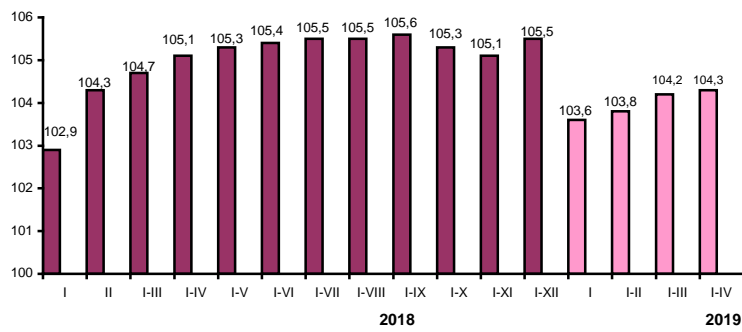


(as a percentage of the corresponding period of the previous year)



Retail and wholesale trade turnover

(as a percentage of the corresponding period of the previous year)



Chairman

A. Sultanov